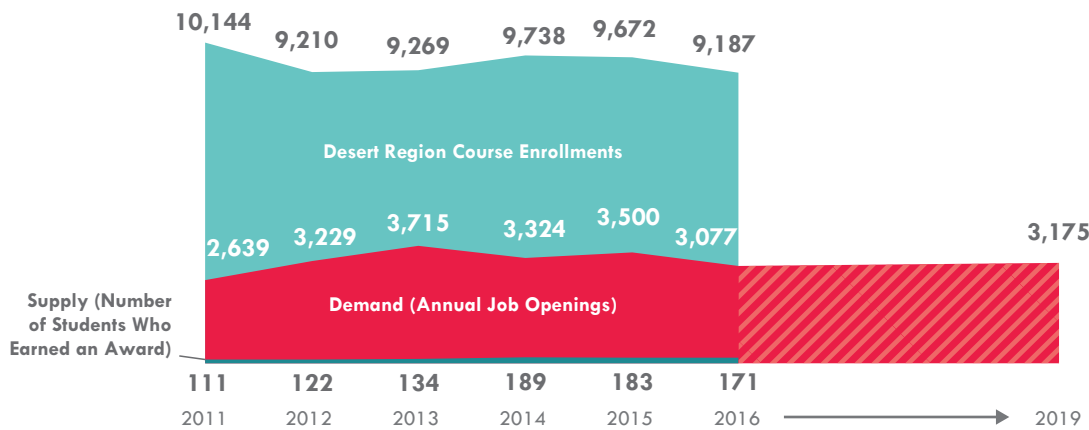


OCCUPATIONS:






























SUPPLY/DEMAND FOR SELECTED OCCUPATIONS, 2011-19:






EMPLOYMENT OUTCOMES FOR ALL PROGRAM EXITERS, 2014-15:

Region	vs	CA
46%	Earning a living wage	46%
63%	Employed within six months	63%
36%	Median change in earnings	39%
\$18,731	Median annual earnings	\$18,731

REGIONAL COLLEGES OFFERING RELEVANT PROGRAMS:

	 Barstow	 Chaffey	 Copper Mountain	 Desert	 Moreno Valley	 Mt San Jacinto	 Norco	 Riverside City	 San Bernardino Valley	
Programs Offered in 2017-18 Course Catalog	 	 		 	 		 	 	 	 Associate Program offered
2015-16 Awards	9 1	42* 9*	2*	3 22	6 5	No Data	6 19	9 16	39 21	 Certificate Program offered
2015-16 Course Enrollments	331	1,536	131	1,041	340	1,201	868	1,368	1,227	
Transfers to Four-Year Institutions 2014-15	13	74	1	22	20	39	50	87	46	

 Crafton Hills	293 Enrollments 27 Transfers
 Palo Verde	295 Enrollments 2 Transfers
 Victor Valley	556 Enrollments 17 Transfers

*Discrepancy between Data Mart and Launchboard

OCCUPATION DATA:

Occupation	Wage Range* (Entry, Median, Experienced Wage)	3-Year 2016–19 Total Openings	Typical Entry Level Education & Training Required	Top Skills in Job Postings (2016)	% of Current Workers Age 55+
Accountants and Auditors	\$20.91 \$30.35 \$46.45	2,864	Bachelor's degree & None	Microsoft Excel, General Ledger, Budgeting	31%
Brokerage Clerks	\$16.70 \$27.91 \$37.49	35	High school diploma or equivalent & 1–12 months training	Customer Service, Microsoft Office, Spreadsheets	~13%
Payroll and Timekeeping Clerks	\$14.10 \$21.60 \$30.10	722	High school diploma or equivalent & 1–12 months training	Microsoft Excel, Accounting, Data Entry	27%
Tax Preparers	\$10.86 \$19.73 \$30.72	302	High school diploma or equivalent & 1–12 months training	Customer Retention, Accounting, Audit Planning	55%
Bookkeeping, Accounting, and Auditing Clerks	\$11.61 \$18.95 \$29.31	5,602	Some college, no degree & 1–12 months training	Microsoft Excel, Accounts Payables/Accounts Receivable, Quickbooks	34%

*Entry hourly earnings is 10th percentile wage, experienced hourly earnings is 90th percentile wage.

STUDENT DEMOGRAPHICS, 2015–16 (7,038 TOTAL STUDENTS WHO TOOK ONE OR MORE COURSES):

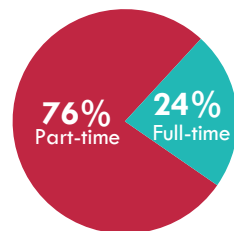


Male

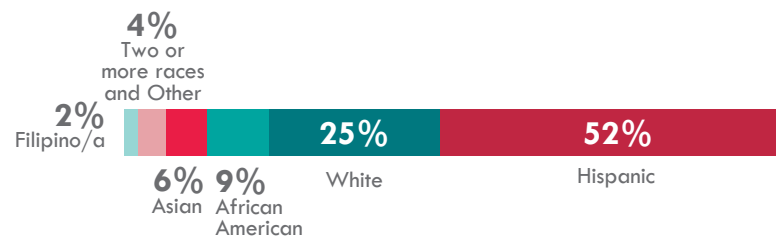


Female

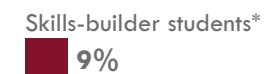
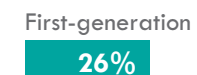
Other 1%



Enrollment



Race



Student Characteristics

*2014–15