

Inland Empire/Desert Regional Consortium

Strong Work**Force**

Regional Quarterly Reporting

Reporting Period
Ending December 31, 2018

Prepared February 2019



CALIFORNIA COMMUNITY COLLEGES
Doing What MATTERS™
FOR JOBS AND THE ECONOMY

Strong WorkForce

Regional Quarterly Report Highlights

Reporting Period ending December 31, 2018

The following report was compiled from Project to Date expenditures (and encumbrances at 12/31/18 for Round 1 funds only) reported in NOVA by each college.

December 31 Spending Results

Spending obligation for December 31, 2018 is equal to the total allocation for 2016-2017, **\$7,318,379**. With FIFO reporting, the Chancellor’s Office is allowing total expenditures, without regard for allocation year, to be counted towards the spending obligation. For IE/DRC, combined spending as of 12/31/18 totals **\$7,289,581**, leaving the region **underspent by \$28,798**.

	Regional Allocation	Expenditures Reported	Amount Remaining
2016-17	\$ 7,318,379	\$ 6,347,039	\$ 971,340
2017-18	\$ 8,631,435	\$ 818,591	\$ 7,812,844
2018-19	\$ 9,070,442	\$ 123,951	\$ 8,946,491
Grand Total	\$ 25,020,256	\$ 7,289,581	\$ 17,730,675

Report Glossary and Notes

- ❖ **Verified Expenditures** include expended amounts for which supporting financial documentation was submitted and approved by the fiscal agent.
- ❖ **Unverified Expenditures** include amounts that:
 - were encumbered prior to 12/31/18 but not expended at time of reporting,
 - supporting financial documentation was not submitted, or
 - documentation did not substantiate the amount reported in NOVA.
- ❖ Budgets for those colleges* that took voluntary reductions in spring 2018 based on anticipated spending are reflected in NOVA and in the attached report. [*Barstow College-\$75,000; Moreno Valley College-\$46,232; Palo Verde College-\$207,128; Riverside City College-\$28,171; Victor Valley College-\$122,204].
- ❖ Minor budget changes have been made to Round 1 project awards in accordance with the “5%” provision, which gives the Fiscal Agent “authority to approve any budget modifications up to 5% of the original project award” (approved 04/20/18). These changes have been made so that projects do not appear overspent. Overall college award totals were not changed.

Round 1 (2016-17) by College

Funding Cycle – July 1, 2016 through December 31, 2018

IE/DRC Region Funding	\$ 7,318,379	
Total Expended	\$ 6,347,039	87%
Total Funds Remaining	\$ 971,340	13%

Round 1 Reinvestment Amounts

As of December 31st, Round 1 is officially closed to new spending, and the region has total verified expenditures of \$6,018,270. Colleges should be nearly finished finalizing their unverified expenditures (encumbrances). With the \$366,620 not previously reallocated, the region has a **minimum of \$971,340** and a **maximum of \$1,300,109** to reinvest. The exact amount will vary depending on the amount of unverified expenditures that become verified. These totals are broken down by college below.

College	Total Awarded	Verified Expenditures	Unverified Expenditures	Amount Unspent*
Barstow College	\$ 268,375	\$ 248,596	\$ -	\$ 19,779
Chaffey College	\$ 767,143	\$ 738,469	\$ 28,674	\$ -
College of the Desert	\$ 471,500	\$ 471,500	\$ -	\$ -
Copper Mountain College	\$ 476,500	\$ 353,830	\$ 50,162	\$ 72,508
Mt. San Jacinto College	\$ 561,500	\$ 364,986	\$ 19,648	\$ 176,866
Palo Verde College	\$ 209,372	\$ 128,923	\$ 7,184	\$ 73,265
Riverside CCD	\$ 965,744	\$ 965,744	\$ -	\$ -
Moreno Valley College	\$ 423,143	\$ 355,561	\$ 42,144	\$ 25,438
Norco College	\$ 707,375	\$ 520,537	\$ 16,728	\$ 170,110
Riverside City College	\$ 388,329	\$ 345,437	\$ -	\$ 42,892
San Bernardino CCD	\$ 300,000	\$ 275,000	\$ 25,000	\$ -
Crafton Hills College	\$ 384,375	\$ 303,683	\$ 68,437	\$ 12,255
San Bernardino Valley College	\$ 734,107	\$ 651,708	\$ 70,792	\$ 11,607
Victor Valley College	\$ 294,296	\$ 294,296	\$ -	\$ -
<i>Previously Unallocated</i>	\$ 366,620	\$ -	\$ -	\$ 366,620
Total	\$ 7,318,379	\$ 6,018,270	\$ 328,769	\$ 971,340

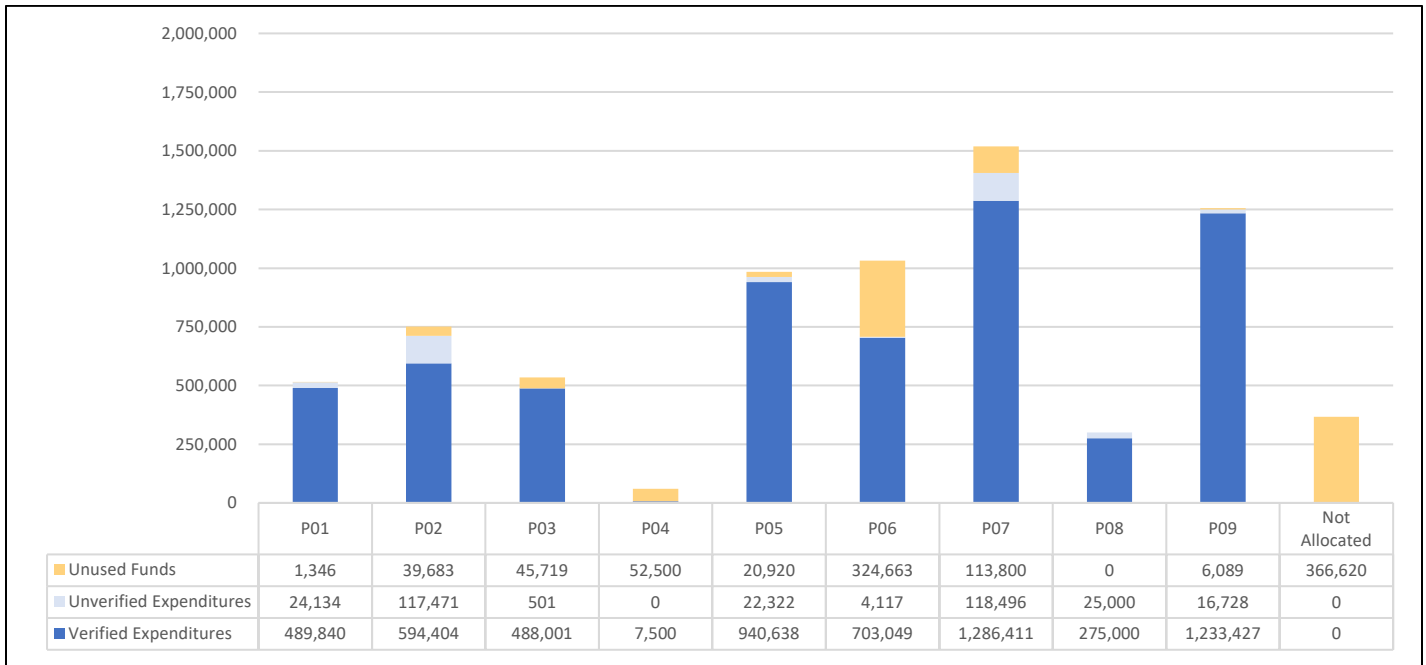
*Note: "Amount Unspent" is calculated by subtracting both verified and unverified expenditures from total award.

Range of Unspent Funds to Reallocate	Least	Most
<i>Varies depending on the amount of expenditures that remain unverified</i>	\$ 971,340	\$ 1,300,109

Round 1 (2016-17) by Project

Funding Cycle – July 1, 2016 through December 31, 2018

IE/DRC Region Funding	\$ 7,318,379	
Total Expended	\$ 6,347,039	87%
Total Funds Remaining	\$ 971,340	13%



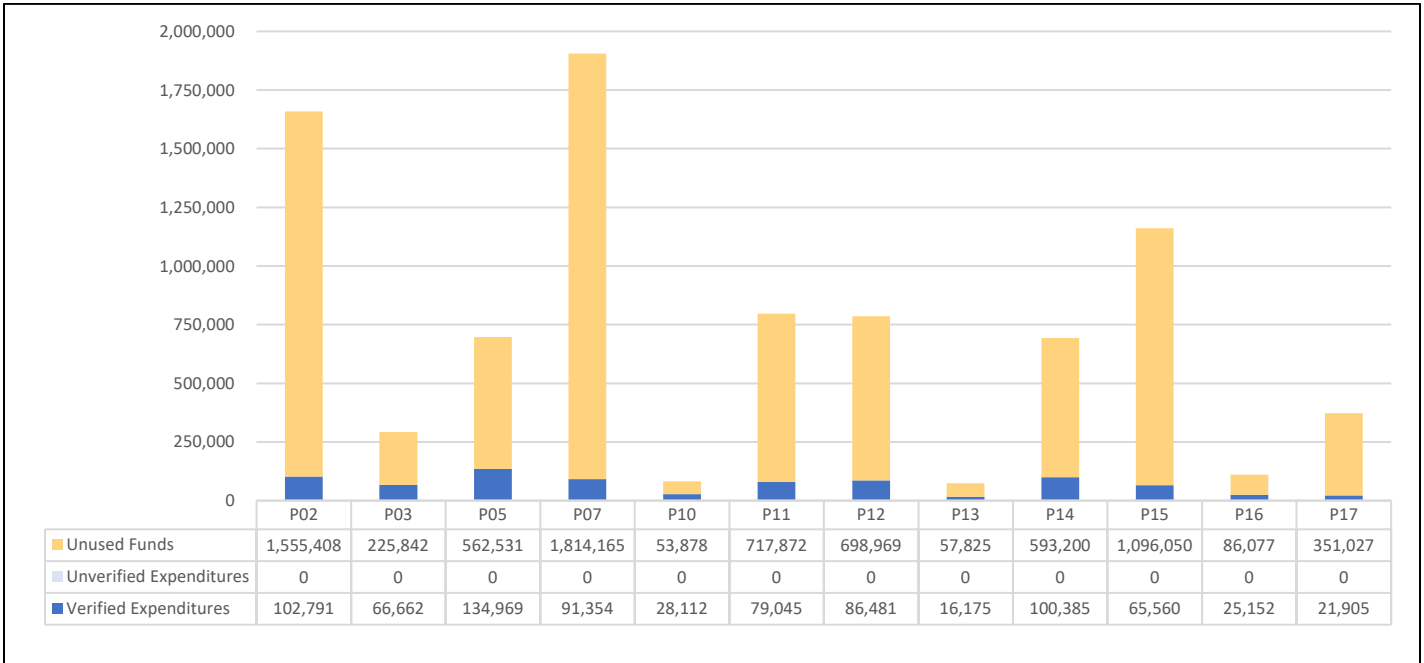
Total Project Awards with Percentage Expended

P01: Regional Mechatronics Technician Training.....	\$ 513,320.....	100%
P02: Subregional Business Incubator & Makerspace	\$ 751,558.....	95%
P03: Placement and Clinical Site Coordination.....	\$ 534,221.....	91%
P04: Tractor Trailer Operator Feasibility Study	\$ 60,000.....	13%
P05: Updating Automotive Labs.....	\$ 983,880.....	98%
P06: Regional ACE Program.....	\$ 1,031,829.....	69%
P07: Regional and District Job Developers	\$ 1,518,707.....	93%
P08: Regional/Sub-Regional CTE Advisory Program	\$ 300,000.....	100%
P09: Regional Marketing & Outreach.....	\$ 1,256,244.....	100%

Round 2 (2017-18) by Project

Funding Cycle – July 1, 2017 through December 31, 2019

IE/DRC Region Funding	\$ 8,631,435	
Total Expended	\$ 818,591	9%
Total Funds Remaining	\$ 7,812,844	91%



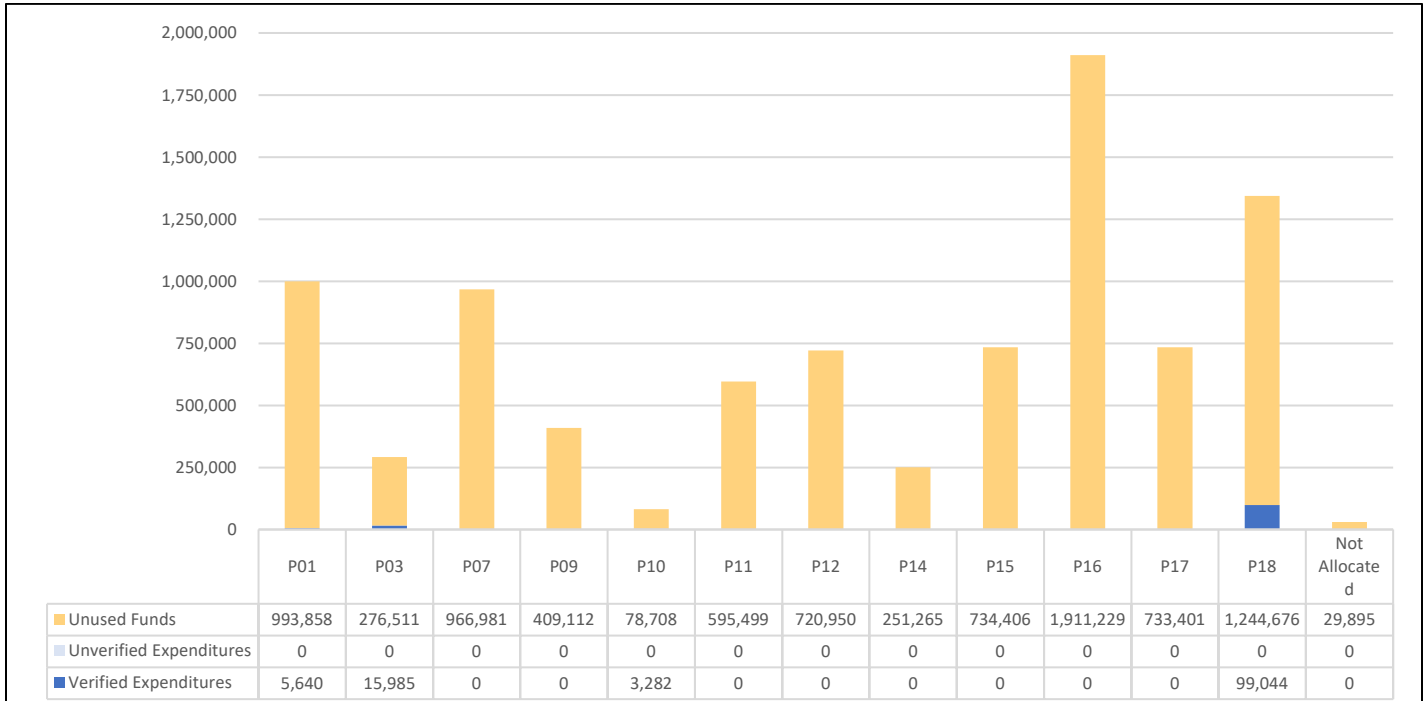
Total Project Awards with Percentage Expended

P02: Subregional Business Incubator & Makerspace	\$ 1,658,199.....	6%
P03: Placement and Clinical Site Coordination.....	\$ 292,504.....	23%
P05: Updating Automotive Labs.....	\$ 697,500.....	19%
P07: Regional and District Job Developers	\$ 1,905,519.....	5%
P10: Healthcare Educator Bootcamp	\$ 81,990.....	34%
P11: Building and Energy System Professional (BESP) Consortia	\$ 796,917.....	10%
P12: LAUNCH: Inland Empire Apprenticeship & Work-Based Learning.....	\$ 785,450.....	11%
P13: Small Business Curriculum Alignment and Development.....	\$ 74,000.....	22%
P14: Inland Empire Cyberhub Centers	\$ 693,585.....	14%
P15: Regional Data Analysis and Alignment	\$ 1,161,610.....	6%
P16: Awarding Veterans the CTE College Credit They Deserve.....	\$ 111,229.....	23%
P17: Cloud-Based Netlab+ Pilot Project	\$ 372,932.....	6%

Round 3 (2018-19) by Project

Funding Cycle – July 1, 2018 through December 31, 2020

IE/DRC Region Funding	\$ 9,070,442	
Total Expended	\$ 123,951	1%
Total Funds Remaining	\$ 8,946,491	99%



Total Project Awards with Percentage Expended

P01: Regional Mechatronics Technician Training.....	\$ 999,498.....	1%
P03: Placement and Clinical Site Coordination.....	\$ 292,496.....	5%
P07: Regional and District Job Developers	\$ 966,981.....	0%
P09: Regional Marketing & Outreach.....	\$ 409,112.....	0%
P10: Healthcare Educator Bootcamp	\$ 81,990.....	4%
P11: Building and Energy System Professional (BESP) Consortia	\$ 595,499.....	0%
P12: LAUNCH: Inland Empire Apprenticeship & Work-Based Learning.....	\$ 720,950.....	0%
P14: Inland Empire Cyberhub Centers	\$ 251,265.....	0%
P15: Regional Data Analysis and Alignment	\$ 734,406.....	0%
P16: Awarding Veterans the CTE College Credit They Deserve.....	\$ 1,911,229.....	0%
P17: Cloud-Based Netlab+ Pilot Project	\$ 733,401.....	0%
P18: Using Employability/Soft-Skills to Create Pathways	\$ 1,343,720.....	7%