

Inland Empire/Desert Region CERTIFIED NURSE ASSISTANT

1230.30

OCCUPATIONS:

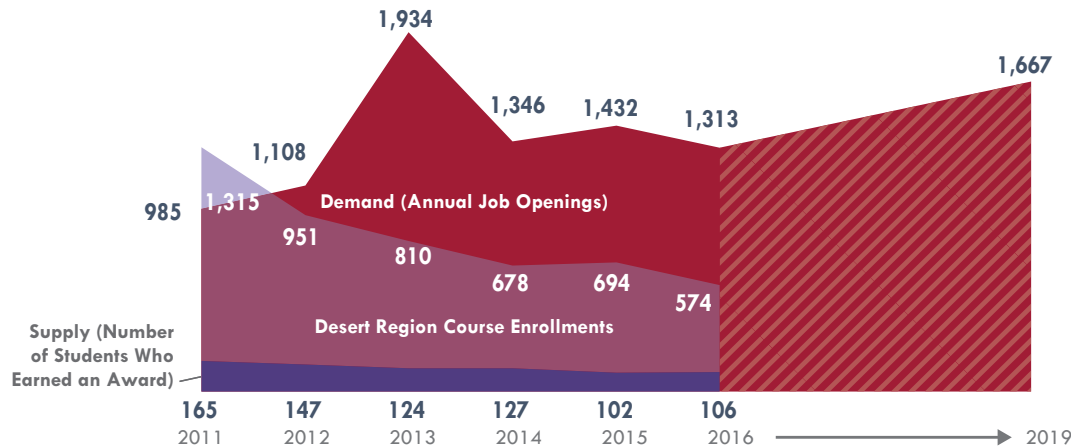


Nursing Assistants

1,667

2016-19
Average Annual
Openings

SUPPLY/DEMAND FOR SELECTED OCCUPATIONS, 2011-19:



EMPLOYMENT OUTCOMES FOR ALL PROGRAM EXITERS, 2014-15:

Region	vs	CA
18%	Earning a living wage	28%
67%	Employed within six months	71%
90%	Median change in earnings	61%
\$14,127	Median annual earnings	\$17,623


REGIONAL COLLEGES OFFERING RELEVANT PROGRAMS:

	Chaffey	Copper Mountain	Desert	Palo Verde	Riverside City	Victor Valley
Programs Offered in 2017-18 Course Catalog						
2015-16 Awards	No Data	No Data	No Data	42	64	No Data
2015-16 Course Enrollments	178	21	59	110	No Data	93
Transfers to Four-Year Institutions 2014-15	1	0	0	0	0	0

Associate Program offered
 Certificate Program offered


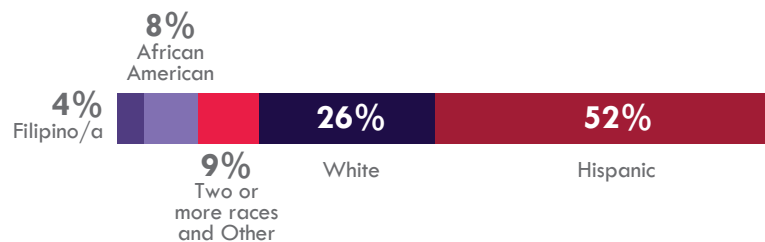
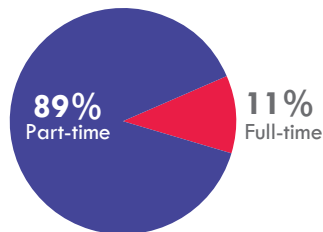
Mt San Jacinto **113** Enrollments
0 Transfers

OCCUPATION DATA:

Occupation	Wage Range* (Entry, Median, Experienced Wage)	3-Year 2016–19 Total Openings	Typical Entry Level Education & Training Required	Top Skills in Job Postings (2016)	% of Current Workers Age 55+
Nursing Assistants	\$10.39  \$21.58	5,001	Postsecondary nondegree award & None	Patient Care, Bathing, Vital Signs Measurement	21%

*Entry hourly earnings is 10th percentile wage,
experienced hourly earnings is 90th percentile wage.

STUDENT DEMOGRAPHICS, 2015–16 (318 TOTAL STUDENTS WHO TOOK ONE OR MORE COURSES):



Male

Female

Enrollment

Race

Student Characteristics
*2014–15